



# MAHARAJA SAWAI BHAWANI SINGH SCHOOL

## CLASS II (A, B, C & D) HOLIDAY ASSIGNMENT(2019-20)

SUBJECTS	TOPICS																								
<b>ENGLISH</b> Date of submission of project work (04-07-2019)	<ol style="list-style-type: none"> <li>Read Block 3,4 and 5 from content book.</li> <li>Learn Block 3 from notebook and content book for graded work on 8.07.19</li> <li>Recognize and learn:               <table border="1" style="margin-left: 20px;"> <tr> <td>Amazing</td> <td>Correct</td> <td>Follow</td> <td>Mismatched</td> </tr> <tr> <td>Always</td> <td>Could</td> <td>Giant</td> <td>Practice</td> </tr> <tr> <td>Because</td> <td>Comprehension</td> <td>Instructions</td> <td>Patted</td> </tr> <tr> <td>Beginning</td> <td>Describe</td> <td>Jealous</td> <td>Surprised</td> </tr> <tr> <td>Believe</td> <td>Different</td> <td>Knowledge</td> <td>Sentences</td> </tr> <tr> <td>Curious</td> <td>Difficult</td> <td>Mention</td> <td>Whispered</td> </tr> </table> </li> <li><b>Project Work:</b> Use half chart sheet to do the following:               <ol style="list-style-type: none"> <li>Paste/ draw pictures of each of the following:                   <ol style="list-style-type: none"> <li>Favourite story</li> <li>Favourite cartoon character</li> <li>Favourite movie</li> <li>Favourite toy</li> <li>Favourite food item</li> </ol> </li> <li>Write two sentences about each.</li> </ol> </li> <li>Cursive writing – Do page nos. 5 to 15.</li> <li>Suggested reading: (read atleast 4)               <ol style="list-style-type: none"> <li>Books from ‘Early Reader’ series.</li> <li>Stories from ‘Panchtantra’.</li> </ol> </li> </ol>	Amazing	Correct	Follow	Mismatched	Always	Could	Giant	Practice	Because	Comprehension	Instructions	Patted	Beginning	Describe	Jealous	Surprised	Believe	Different	Knowledge	Sentences	Curious	Difficult	Mention	Whispered
Amazing	Correct	Follow	Mismatched																						
Always	Could	Giant	Practice																						
Because	Comprehension	Instructions	Patted																						
Beginning	Describe	Jealous	Surprised																						
Believe	Different	Knowledge	Sentences																						
Curious	Difficult	Mention	Whispered																						
<b>हिंदी</b> Date of submission of project work (05-07-2019)	<ol style="list-style-type: none"> <li>घर के बड़े सदस्यों की मदद से घर में पुराने और खराब सामान का इस्तेमाल करते हुए एक खिलौना बनाइए। (यह खिलौने उन बच्चों को दिए जाएँगे ,जो खिलौने खरीद नहीं सकते।)</li> <li>हिंदी कॉपी में आम, आलू, मोर, पेड़, मेरा बस्ता शब्दों पर तीन-तीन वाक्य लिखकर उनके चित्र बनाइए अथवा चिपकाइए।</li> <li>पंचतंत्र की कहानियाँ, नैतिक कहानियाँ अथवा चम्पक, नंदन आदि पुस्तकें पढ़िए।</li> </ol>																								
<b>MATHS</b> Date of submission of project work (06-07-2019)	<ol style="list-style-type: none"> <li>Practice Block-3.</li> <li>Learn number names from 0 to 100.</li> <li>Practice to write number names of 3-digit numbers.</li> <li>Learn multiplication tables from 2 to 10. (Format Attached)</li> <li><b>Project Work:</b> - Do this work on an A-3 sheet. Choose any four 3-digit numbers and show them in following 3 ways- Expanded form, Place value blocks and number name (Refer to the example given on page-10 of content book).</li> </ol>																								

EVS  
Date of submission  
of project work  
(08-07-2019)

1. Read Block 1,2,3 and 4 from content book.
2. Learn Block 2 and 3 from notebook for graded work on 12.07.19
3. Recognize and learn:

Feathers	Nests	Clean	Sick	Shrubs
Beak	Twigs	Survive	Extinct	Herb
Claws	Straw	Protect	Endangered	Weak
Wings	Useful	Regularly	Climber	Stem
Insects	Healthy	Place	Creepers	Support

**4. Project Work:**

Use half chart sheet of any colour to do the following:

- a. Paste/ draw pictures of different types of trees and wild animals to create a Jungle scene.
- b. Mention their names also.

**Kindly note:-**

- All the work mentioned on pages 1 and 2 is mandatory to do.
- If you wish to give your ward extra practice, supplementary worksheets have been uploaded on the school website for the following subjects:
  1. English (Page Nos. 3 to 6)
  2. Hindi (Page Nos. 7 to 12)
  3. Maths (Page Nos. 13 to 19)

**Topic Covered: Noun**

**A. Underline the nouns in the following sentences :**

- a) The horses pulled the cart.
- b) Riya takes care of her dog.
- c) The children looked at the animals in the zoo.
- d) He went to New York to meet his aunt.
- e) The car is in the garage.
- f) That tree has many branches.
- g) I have many watches.
- h) The girls wore beautiful dresses.

**B. Fill in the blanks using nouns :**

- a) She has a beautiful \_\_\_\_\_.
- b) The \_\_\_\_\_ is on the table.
- c) \_\_\_\_\_ is a big city.
- d) I have bought a \_\_\_\_\_ .
- e) The \_\_\_\_\_ looks dirty.
- f) I saw a flock of \_\_\_\_\_.
- g) That tree has many \_\_\_\_\_.
- h) Colour the picture with different \_\_\_\_\_.

Name \_\_\_\_\_ Class \_\_\_\_\_ Sec. \_\_\_\_\_ Subject – English

Topic Covered: Doing Words

**A. Underline the doing words in the following sentences :-**

- a) The boy is reading a book.
- b) The girl is sitting on the sofa.
- c) We are watching T.V.
- d) Sam is singing a song.
- e) The children are talking loudly.
- f) The horse is running in the field.
- g) The sun is shining in the sky.
- h) He is flying a kite.

**B. Fill in the blanks using doing words :-**

- a) A snake was \_\_\_\_\_ in the bush.
- b) They are \_\_\_\_\_ to the market.
- c) She was \_\_\_\_\_.
- d) Children are \_\_\_\_\_ in the garden.
- e) Girls are \_\_\_\_\_ slowly.
- f) The baby is \_\_\_\_\_.
- g) He is \_\_\_\_\_ a letter.
- h) The man is \_\_\_\_\_ tea.

Name \_\_\_\_\_ Class \_\_\_\_\_ Sec. \_\_\_\_\_ Subject – English

---

**Topic Covered: Adjectives**

**A. Underline the adjectives in the following sentences :**

- a) They have a big house.
- b) I met a beautiful girl.
- c) This ring is very expensive.
- d) My favourite colours are red and blue.
- e) I gave seven juicy mangoes to Susan.
- f) The brave woman saved the child.
- g) My mother baked a delicious cake for me.
- h) These oranges are sour.

**B. Fill in the blanks using adjectives :-**

- a) John has a \_\_\_\_\_ car.
- b) She got a \_\_\_\_\_ dress on her birthday.
- c) I bought \_\_\_\_\_ toys yesterday.
- d) The \_\_\_\_\_ dog chased the \_\_\_\_\_ cat.
- e) I saw a \_\_\_\_\_ butterfly.
- f) The \_\_\_\_\_ man smiled.
- g) He has a \_\_\_\_\_ book.
- h) Molly plays with her \_\_\_\_\_ doll.

Name \_\_\_\_\_ Class \_\_\_\_\_ Sec. \_\_\_\_\_ Subject – English

---

**Topic Covered: Pronouns**

**A. Underline the pronouns in the following sentences:**

- a) He is playing with a ball.
- b) I am going to the market.
- c) She is reading a book.
- d) They are singing a song.
- e) Where are you going?
- f) Will you play with me?
- g) My father is taking me to a movie.
- h) Those shoes belong to him.

**B. Fill in the blanks using pronouns:-**

- a) \_\_\_\_\_ are watching T.V.
- b) What are \_\_\_\_\_ doing?
- c) Give \_\_\_\_\_ a pencil to write.
- d) \_\_\_\_\_ is a doctor
- e) \_\_\_\_\_ am reading a book.
- f) This is \_\_\_\_\_ pencil.
- g) How old are \_\_\_\_\_?
- h) \_\_\_\_\_ may bite you.

**Note: - The content of the above given sheets has already been covered in grade 1.**

MAHARAJA SAWAI BHAWANI SINGH SCHOOL

Name \_\_\_\_\_ Class \_\_\_\_\_ Sec. \_\_\_\_\_ Subject – Hindi

प्रिय अभिभावक ,

कृपया ध्यान दें ।

निम्न वर्णों में शिरोरेखा सिर्फ खड़ी रेखा पर ही आती है । कृपया छात्रों को अभ्यास कराएँ ।

अ थ ध भ क्ष श्र

Blank handwriting practice lines for the characters 'अ', 'थ', 'ध', 'भ', 'क्ष', and 'श्र'.









द्वित्व व्यंजन –(संयुक्त वर्ण)





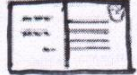

कुछ शब्दों में कोई-कोई वर्ण हलका बोला जाता है। जो वर्ण हलका बोला जाता है, वह अ के बिना होता है और वह अपने अगले वर्ण के साथ मिलता है। इसे संयुक्त वर्ण कहते हैं। जैसे-

पक्का मक्खन क्यारी डिब्बा छत्ता  
चिट्ठी भुट्टा प्यास गुड्डा गद्दी

प्र1, चित्र देखकर शब्द लिखो-

ल्ल	दिल्ली		त्त	पत्ता	
	बिल्ली				
क्क	पक्का		न्ना	पन्ना	
ब्ब	धब्बा		च्च	कच्चा	

प्र2, चित्र देखकर सही नाम पर ✓ लगाओ-

गुब्बारा / धब्बा		सच्चा / बच्चा	
मक्की / चक्की		मस्तक / पुस्तक	
मट्ठी / चिट्ठी		लट्ठू / मट्ठू	



Name \_\_\_\_\_ Class \_\_\_\_\_ Sec. \_\_\_\_\_ Subject – Hindi

प्र1, उन फूलों में रंग भरो जिनमें किसी वस्तु का नाम है।




प्र2, नीचे दिए गए शब्द समूहों में से जो शब्द संज्ञा नहीं हैं उन पर गोला लगाओ।

- i. टमाटर, सेब, अनार, लाल, चेरी
- ii. कबूतर, ऊपर, मैना, कोयल
- iii. चादर, तकिया, कब, रंग
- iv. मुंबई, खेलना, आगरा, कोलकाता
- v. आँखें, हाथ, पैर, चौड़ा



प्र3, टोकरी में से शब्द चुनकर सही शीर्षक के आगे लिखो।



फलों के नाम \_\_\_\_\_

सब्जियों के नाम \_\_\_\_\_

Name \_\_\_\_\_ Class \_\_\_\_\_ Sec. \_\_\_\_\_ Subject – Hindi

अपने बारे में बताइए

मेरा नाम \_\_\_\_\_

\_\_\_\_\_ है ।

मेरी माताजी का नाम श्रीमती \_\_\_\_\_

\_\_\_\_\_ है ।

अपना चित्र चिपकाओ

मेरे पिताजी का नाम श्री \_\_\_\_\_ है ।

मेरा/मेरे \_\_\_\_\_ भाई और \_\_\_\_\_ बहिन/बहिनें हैं ।

हम लोग \_\_\_\_\_ में रहते हैं ।

हमारे घर में कुल \_\_\_\_\_ लोग रहते हैं ।

मेरे शहर का नाम \_\_\_\_\_ है ।

हमारे जिले का नाम जयपुर है ।

मेरे विद्यालय का नाम \_\_\_\_\_ है ।

मैं \_\_\_\_\_ कक्षा में पढ़ती/पढ़ता हूँ ।

मैं \_\_\_\_\_ साल की/का हूँ ।

मेरे घर के पास \_\_\_\_\_ रहती है/रहता है ।

मुझे \_\_\_\_\_ अच्छा लगता है ।




Name \_\_\_\_\_ Class \_\_\_\_\_ Sec. \_\_\_\_\_ Subject – Hindi

प्र1, चित्रों को देखकर वाक्य लिखना

नीचे दिए चित्रों को देखकर वाक्य लिखिए ।



\_\_\_\_\_



\_\_\_\_\_



\_\_\_\_\_



\_\_\_\_\_



\_\_\_\_\_



\_\_\_\_\_



\_\_\_\_\_

MAHARAJA SAWAI BHAWANI SINGH SCHOOL

Name \_\_\_\_\_ Class \_\_\_\_\_ Sec. \_\_\_\_\_ Subject – Hindi

प्र1, चित्र देखकर उसके नीचे लिखे प्रश्नों के उत्तर दीजिए ।



किसान क्या कर रहा है ? \_\_\_\_\_

खेत में क्या लगा है ? \_\_\_\_\_

दादाजी किस पर बैठे हैं ? \_\_\_\_\_

ग्वाला क्या कर रहा है ? \_\_\_\_\_

लड़की क्या कर रही है ? \_\_\_\_\_

प्र2, दिए गए चित्र को ध्यान से देखिए तथा उसके बारे में कुछ वाक्य (चित्र वर्णन) लिखिए—

\_\_\_\_\_

\_\_\_\_\_


\_\_\_\_\_

\_\_\_\_\_

\_\_\_\_\_

\_\_\_\_\_

\_\_\_\_\_



**Puzzle Time**

Q. Identify the number.

a) I have 1 ten 0 ones, who am I? \_\_\_\_\_

b) I have 0 ones 0 tens 6 hundreds, who am I? \_\_\_\_\_

c) My expanded form is  $600+20+6$ , who am I? \_\_\_\_\_

d) I come after 99, who am I? \_\_\_\_\_

e) My predecessor is 159, who am I? \_\_\_\_\_

f) My successor is 201, who am I? \_\_\_\_\_

g) I am a 2-digit even number and my digits are 0 and 3, who am I? \_\_\_\_\_

h) I am a 2-digit odd number and my digits are 4 and 1, who am I? \_\_\_\_\_

i) I come between eighty-nine and ninety-one, who am I? \_\_\_\_\_

j) My number name is one hundred seventy eight, who am I? \_\_\_\_\_

k) I am the smallest odd number, who am I? \_\_\_\_\_

l) I am the smallest even number, who am I? \_\_\_\_\_

m) I am the greatest 2-digit odd number, who am I? \_\_\_\_\_

n) I am the greatest 2-digit even number, who am I? \_\_\_\_\_

o) I am the smallest 2-digit odd number, who am I? \_\_\_\_\_

p) I am the smallest 2-digit even number, who am I? \_\_\_\_\_

q) I am the biggest 2-digit number, who am I? \_\_\_\_\_

r) I am the smallest 2-digit number, who am I? \_\_\_\_\_

s) I am the smallest 3-digit number, who am I? \_\_\_\_\_

t) I am the biggest 3-digit number, who am I? \_\_\_\_\_



**MAHARAJA SAWAI BHAWANI SINGH SCHOOL**

Name \_\_\_\_\_ Class II Sec. \_\_\_\_\_

Subject – Maths

(Blocks Covered: 1, 2 &amp; 3)

Q1. Complete the given table:

Sr.no.	Number	Expanded Form
a)	349	300+40+9
b)	108	
c)		200+6
d)	182	
e)	167	
f)		80+2
g)		400+70+8
h)	930	
i)		200+60
j)	777	

Q2. Complete the table:

S.No.	Number	Number name
a)	182	One hundred eighty-two
b)	108	
c)		One hundred six
d)	192	
e)	101	
f)	99	
g)		Three hundred thirty-three
h)		Eight hundred eight

# MAHARAJA SAWAI BHAWANI SINGH SCHOOL

Name \_\_\_\_\_ Class II Sec. \_\_\_\_\_  
(Blocks Covered: 1, 2 & 3)

Subject – Maths

Q1. Write 5 even numbers & 5 odd numbers using the digits : 8 , 7 , 0 , 2 , 3 ( form 2 digit no.)

Odd numbers \_\_\_\_\_

Even numbers \_\_\_\_\_

Q2. Write the missing numbers:

a) 5 , 10 , 15 , 20 , \_\_\_\_\_ , \_\_\_\_\_ , \_\_\_\_\_ , \_\_\_\_\_ , \_\_\_\_\_

b) 2 , 4 , 6 , 8 , \_\_\_\_\_ , \_\_\_\_\_ , \_\_\_\_\_ , \_\_\_\_\_ , \_\_\_\_\_

c) 3 , 6 , 9 , \_\_\_\_\_ , 15 , \_\_\_\_\_ , \_\_\_\_\_ , \_\_\_\_\_ , \_\_\_\_\_

d) 10 , 20 , 30 , \_\_\_\_\_ , \_\_\_\_\_ , \_\_\_\_\_ , \_\_\_\_\_ , \_\_\_\_\_

Q3. Write the missing number names:

a) thirty- nine , \_\_\_\_\_ , forty- one , forty- two , \_\_\_\_\_ ,  
\_\_\_\_\_ , \_\_\_\_\_

b) sixty- nine , \_\_\_\_\_ , seventy- one , \_\_\_\_\_ ,  
\_\_\_\_\_ , \_\_\_\_\_

c) ninety- seven , \_\_\_\_\_ , ninety- nine , \_\_\_\_\_ ,  
\_\_\_\_\_ , One hundred two .

d) two hundred ninety- nine , \_\_\_\_\_ , three hundred one , three  
hundred two , \_\_\_\_\_ , \_\_\_\_\_ ,  
\_\_\_\_\_

e) four hundred sixty- two , \_\_\_\_\_ , four hundred sixty- four ,  
\_\_\_\_\_ , \_\_\_\_\_ ,  
four hundred sixty-seven.



**MAHARAJA SAWAI BHAWANI SINGH SCHOOL**

Name \_\_\_\_\_ Class II Sec. \_\_\_\_\_  
(Blocks Covered: 1, 2 & 3)

**Subject – Maths**

Note : For place value blocks –

- denotes hundreds
- | denotes tens
- denotes ones

Q1. Draw the place value blocks for the following numbers:

a) 196       | | | | | | | | | | ○ ○ ○ ○ ○ ○

b) 123      \_\_\_\_\_

c) 456      \_\_\_\_\_

d) 106      \_\_\_\_\_

e) 160      \_\_\_\_\_

f) 832      \_\_\_\_\_

g) 180      \_\_\_\_\_

h) 72      \_\_\_\_\_

i) 12      \_\_\_\_\_

j) 789      \_\_\_\_\_

k) 890      \_\_\_\_\_

l) 808      \_\_\_\_\_

# MAHARAJA SAWAI BHAWANI SINGH SCHOOL

Name \_\_\_\_\_ Class II Sec. \_\_\_\_\_  
 (Blocks Covered: 1, 2 & 3)

Subject – Maths

Q1. Complete the table:

Sr.no.	Place value blocks	Number	Expanded Form
a)	□   0000	114	100+10+4
b)	□       00		
c)		96	
d)			100+8
e)	000		
f)		84	
g)			200
h)	□ □ □ 00		
i)		209	
j)		318	
k)			500+60+2
l)		478	
m)	□ □         00		
n)			100+50
o)		192	
p)			400+40+4

# MAHARAJA SAWAI BHAWANI SINGH SCHOOL

Name \_\_\_\_\_ Class II Sec. \_\_\_\_\_ Subject – Maths

Multiplication Tables of 2, 3, 4, 5, 6 and 7 are mentioned below. Make your ward memorize the tables

<b><u>Table of 2</u></b> $0 \times 2 = 0$ $1 \times 2 = 2$ $2 \times 2 = 4$ $3 \times 2 = 6$ $4 \times 2 = 8$ $5 \times 2 = 10$ $6 \times 2 = 12$ $7 \times 2 = 14$ $8 \times 2 = 16$ $9 \times 2 = 18$ $10 \times 2 = 20$	<b><u>Table of 3</u></b> $0 \times 3 = 0$ $1 \times 3 = 3$ $2 \times 3 = 6$ $3 \times 3 = 9$ $4 \times 3 = 12$ $5 \times 3 = 15$ $6 \times 3 = 18$ $7 \times 3 = 21$ $8 \times 3 = 24$ $9 \times 3 = 27$ $10 \times 3 = 30$	<b><u>Table of 4</u></b> $0 \times 4 = 0$ $1 \times 4 = 4$ $2 \times 4 = 8$ $3 \times 4 = 12$ $4 \times 4 = 16$ $5 \times 4 = 20$ $6 \times 4 = 24$ $7 \times 4 = 28$ $8 \times 4 = 32$ $9 \times 4 = 36$ $10 \times 4 = 40$
<b><u>Table of 5</u></b> $0 \times 5 = 0$ $1 \times 5 = 5$ $2 \times 5 = 10$ $3 \times 5 = 15$ $4 \times 5 = 20$ $5 \times 5 = 25$ $6 \times 5 = 30$ $7 \times 5 = 35$ $8 \times 5 = 40$ $9 \times 5 = 45$ $10 \times 5 = 50$	<b><u>Table of 6</u></b> $0 \times 6 = 0$ $1 \times 6 = 6$ $2 \times 6 = 12$ $3 \times 6 = 18$ $4 \times 6 = 24$ $5 \times 6 = 30$ $6 \times 6 = 36$ $7 \times 6 = 42$ $8 \times 6 = 48$ $9 \times 6 = 54$ $10 \times 6 = 60$	<b><u>Table of 7</u></b> $0 \times 7 = 0$ $1 \times 7 = 7$ $2 \times 7 = 14$ $3 \times 7 = 21$ $4 \times 7 = 28$ $5 \times 7 = 35$ $6 \times 7 = 42$ $7 \times 7 = 49$ $8 \times 7 = 56$ $9 \times 7 = 63$ $10 \times 7 = 70$

# MAHARAJA SAWAI BHAWANI SINGH SCHOOL

Name \_\_\_\_\_ Class II Sec. \_\_\_\_\_ Subject – Maths

Multiplication Tables of 8, 9, and 10 are mentioned below. Make your ward memorize the tables

<u>Table of 8</u>	<u>Table of 9</u>	<u>Table of 10</u>
$0 \times 8 = 0$	$0 \times 9 = 0$	$0 \times 10 = 0$
$1 \times 8 = 8$	$1 \times 9 = 9$	$1 \times 10 = 10$
$2 \times 8 = 16$	$2 \times 9 = 18$	$2 \times 10 = 20$
$3 \times 8 = 24$	$3 \times 9 = 27$	$3 \times 10 = 30$
$4 \times 8 = 32$	$4 \times 9 = 36$	$4 \times 10 = 40$
$5 \times 8 = 40$	$5 \times 9 = 45$	$5 \times 10 = 50$
$6 \times 8 = 48$	$6 \times 9 = 54$	$6 \times 10 = 60$
$7 \times 8 = 56$	$7 \times 9 = 63$	$7 \times 10 = 70$
$8 \times 8 = 64$	$8 \times 9 = 72$	$8 \times 10 = 80$
$9 \times 8 = 72$	$9 \times 9 = 81$	$9 \times 10 = 90$
$10 \times 8 = 80$	$10 \times 9 = 90$	$10 \times 10 = 100$